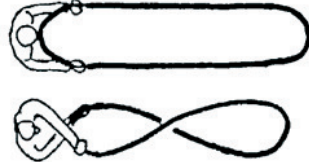

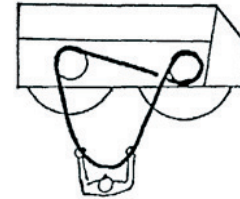
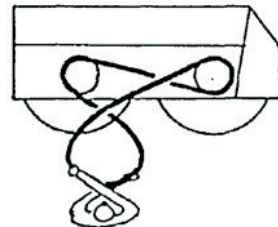




FITTING INSTRUCTIONS FOR NEW VEE BELT TO MAXAM 2500 & 2130

1. (a) Remove plastic cover and silver seal plates from around rotor pulleys (4 x M10 bolts).
(b) Release tension of Wilter belt.
(c) Loosen large drive pulley mount bolts (M20) and;
 - (i) on MkI, II & III mowers, undo long belt tension screw and slide drive-pulley assembly as far to the right as possible.
 - (ii) on MkIV mowers, remove sliding idler assembly from its mount (its best to leave the tension screw threaded into the bracket a bit).
2. (a) Lay out belt behind mower and grasp as shown.
(b) Twist arms **LEFT over RIGHT** to form a figure "8" like this.
3. Lift mower off the ground and slip the twisted belt up onto rotors (from beneath the machine).
4. (a) Fit belt into rotor pulley vees. The large drive pulley may need to be rocked back to allow the belt to fit into the LH rotor pulley.
(b) Replace the rotor seal plates.
(c) Pull belt out to rear of mower and grasp as shown.
5. (a) Twist arms **RIGHT over LEFT**. Fold loop forward and feed through chassis to form a vertical loop in front of the large drive pulley.
(b) Fit belt to all pulleys (replace idler on MkIV mower) and check rotation of all components.
6. **Tightening Belts:**
 - (a) (i) On MkI, II & III mowers, tighten main tension screw. Rotate the rotors by hand while doing this to ensure even tension. Tighten up bolts.
(ii) On MkIV mowers, tighten up the drive-head mounting bolts. Tighten belt tensioning screw on sliding idler. Rotate the rotors by hand while doing this to ensure even tension. Tighten Idler mount bolt (M20).
 - (b) Re-tension Wilter belt, and replace cover.
 - (c) Check belt tension after about an hours work. On MkIV mowers the belt tensioning for the Main drive and the Wilter are independent. On MkI, II & III mowers, the Wilter belt must be loosened off first, then the main belt tightened, then the Wilter belt re-tensioned last.

Read section on page 3 of Handbook: BELT TENSION & CARE